

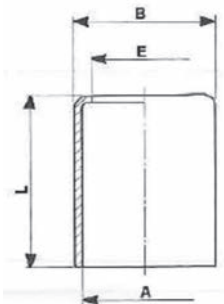
CATALOGO RACCORDI

BASSA PRESSIONE

Materiale in

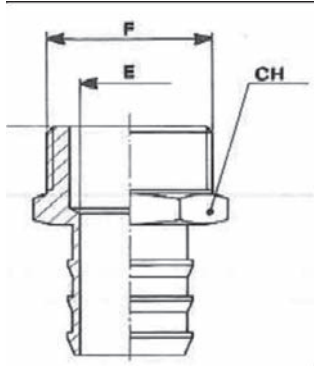
- INOX
- OTTONE
- ALLUMINIO
- AVP

BOCCOLA

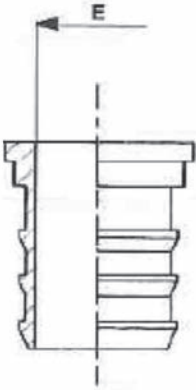


DN TUBO	CODICE	DIAM INT (A)	DIAM EST (B)	FORO (E)	LUN- GHEZZA (L)
6	BF11X12	11	12	7,75	18
8	BF13X14	13	14	9,5	18
10	BF14.5X15.5	14,5	15,5	11	19
10	BF15X16	15	16	11,5	20
13	BF18.5X19.5	18,5	19,5	13,75	23
16	BF23X24.4X27X17	23	24,4	17	27
19	BF27.6X29	27,6	29	20	30
25	BF36X08XF26.4	36	38	26,4	40
25	BF34X36XFIF	34	36	26,5	35
32	BF46.3X48.3X	46,3	48,3	34	46
32	BF43X45XF34	43	45	34	52
40	BF55X57	55	57	42	62
50	BF67.6X70	67,6	70	52	57

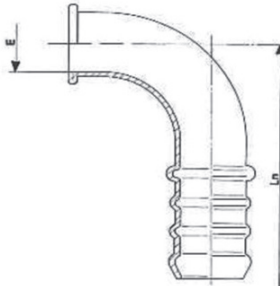
PORTAGOMMA MASCHIO

	DN TUBO	CODICE	FILETTO (F)	CHIAVE (CH)	FORO (E)
	8	PM3/8	3/8"	17	6
8	PM1/2	1/2"	21	6	
8	PM3/4	3/4"	27	6	
10	PM3/8F7	3/8"	17	7	
10	PM1/2F7	1/2"	21	7	
13	PM1/2F9.9	1/2"	21	9,9	
13	PM3/4F9.9	3/4"	27	9,9	
16	PM1/2F12	1/2"	21	12	
16	PM3/4F16	3/4"	27	12	
19	PM3/4F15	3/4"	27	15	
25	PM125F21	1"	34	21	
32	PM11/4	1 1/4"	42	26	
40	PM11/240LR	1 1/2"	50	32	
50	PM2	2"	60	41,2	

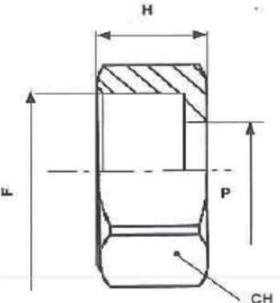
PORTAGOMMA FEMMINA

	CODICE	DN TUBO	FILETTO DADO	FORO (E)
	FDG3/8R	8	3/8"	6
FDG1/2R	8	1/2"	6	
FDG3/4	8	3/4"	6	
FDG3/8	10	3/8"	6,9	
FDG1/2F7	10	1/2"	7	
FDG3/4	10	3/4"	7	
FDG1/2F9.9	13	1/2"	9,9	
FDG3/4F9.9	13	3/4"	9,9	
FDG1/2F12	16	1/2"	12	
FDG3/4F12	16	3/4"	12	
FDG3/4F15	19	3/4"	15	
FDG1F15	19	1"	15	
FDG1F26	25	1"	21	
FDG11/4	32	1 1/4"	26	
FDG11/2	40	1 1/2"	32	
FDG2	50	2"	41,2	


CURVA 90°

	DN TUBO	FILET-TO DADO	CODICE INSERTO	INTERASSE (Ln)	FORO (E)
	8	3/8"	FDC903/8	45	6
	8	1/2"	FDC901/2	45	6
	8	3/4"	FDC903/4	44	6
	10	3/8"	FDC903/8F7	45,75	7
	10	1/2"	FDC901/2F7	45	7
	10	3/4"	FDC903/4F7	44,25	7
	13	1/2"	FDC901/2F9.9	55,2	9,9
	13	3/4"	FDC903/4F9.9	53,7	9,9
	16	1/2"	FDC901/2F12	63,5	12
	16	3/4"	FDC903/4	63	12
	19	3/4"	FDC903/4F15	65	15
	19	1"	FDC901	68	15
25	1"	FDC901F20	86,5	20	
32	1 1/4"	FDC901 1/4	114,5	27	


DADO

	CODICE DADO	FILET-TO (F)	CHIAVE (CH)	ALTEZZA (H)	FORO (P)
	D3/8	3/8"	19	11	13
	D3/8BXUNI	3/8"	19	12	13
	D1/2/F14.5	1/2"	24	13	14,5
	D1/2/F16.4	1/2"	24	13	16,4
	D1/2BXF17	1/2"	24	13	16,8
	D3/4	3/4"	29	14	18,5
	D3/4F21.5	3/4"	30	16	21,5
	D1	1"	37	17	27,5
	D1 1/4	1 1/4"	46	19	35,5
	D1 1/2	1 1/2"	50,7	20	42,1
	D2	2"	65	24	52

ANELLO ORIENTABILE BASSA PRESSIONE

	DN TUBO	INTERASSE (Ln)	FORO (E)
	FEOTT14	14	DN 6
	FEOTT14XT10	14	DN 10
	FEOTT10	10	DN 10
	FEAVP14	14	DN 14
	FEAVP14XT15	14	DN 15
	FEAVP12	12	DN 6
	FEAVP 10	10	DN 6
	FEAVP 8	8	DN 6

PORTAGOMMA MASCHIO OTTONE CON OR

	CODICE	FILETTO (F)	DN TUBO	ALTEZZA (H)
	FEPO1/2	1/2 "	20	40
	FEPO3/420	3/4 "	20	39
	FEPO3/425	3/4 "	25	46
	FEPO120	1 "	20	42
	FEP0125	1"	25	47